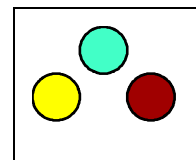


Abbott Analytical



Consulting Scientists to the Disinfectant Industry

18th May 2007

Certificate of Analysis

Samples: One sample of Biocleanse disinfectant received from Quadralene Ltd. Bateman Street, Derby. DE23 8JL 15th May 2007

Certificate No: 07E.073.QAD

Page: 1 of 2

Sample Ref: 7e / 073

Analysis Required: Activity against EN 14348 under 'clean' and 'dirty' conditions.

Samples Tested: 15th May 2007

Product stored at room temperature in the dark.
Active substance: Not declared.

Experimental conditions:

Product test concentrations - 5% and 10% v/v

Product diluent used during test - Sterile hard water 300mg/kg CaCO₃

Contact time - 5 min

Test Temperature - 20⁰C ± 0.5⁰C

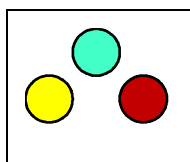
Interfering substance - As table

Neutralising solution - 3% Tween 80, 3% Saponin, 0.1% Histidine, 0.1% Cysteine

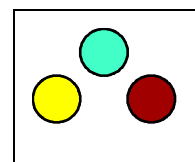
Temperature of incubation - 30⁰C ± 1⁰C

Identification of bacterial strains used - Mycobacterium terrae ATCC 15755

D C Watson



Abbott Analytical



Consulting Scientists to the Disinfectant Industry

Certificate No 07e.073.QAD

Page 2 of 2

Test Results

Validation test	Mycobacterium terrae
Bacterial suspension	Vc 166, 134 Nv 1.50×10^3
Experimental conditions	Vc 182, 154 A 1.68×10^2
Neutraliser control	Vc 160, 122 B 2.41×10^2
Dilution-neutralisation control	Vc 144, 178 C 1.61×10
Bacterial Test Suspension	10^{-6} 144 192 10^{-7} 12 15 N 1.51×10^8

5% v/v solution

Count at: Reduction in numbers	0.3g/l bovine serum	3.0g/l serum / 3.0ml/lerythrocytes	6.0g/l serum / 6.0ml/lerythrocytes	9.0g/l serum / 9.0ml/lerythrocytes
5 min exposure	0	0	0	47 (3.21×10^4)
15 min exposure	0	0	0	8 (1.89×10^5)
		10% solution		
5 min exposure	0	0	0	0
15 min exposure	0	0	0	0

Vc = Viable Count.

N = Number of cfu/ml of the bacterial test suspension.

Nv = Number of cfu in bacterial suspension.

R = Reduction in viability.

Na = Number of cfu/ml in the test mixture

Conclusion: According to EN14348 this batch of Biocleanse when diluted 1:20 in sterile hard water possesses satisfactory mycobactericidal activity in 5 minutes at 20°C under extreme dirty conditions (9.0g/l bovine albumin/ 9.0ml/l sheep erythrocytes) for the reference organism detailed.

D C Watson